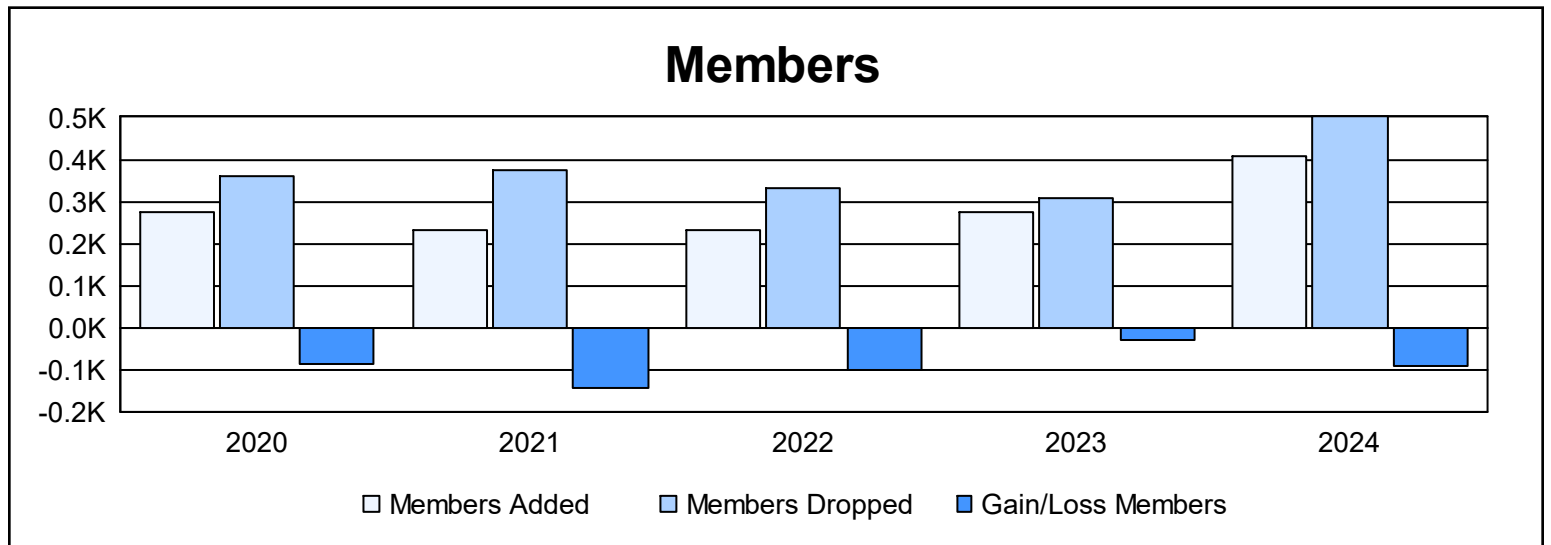
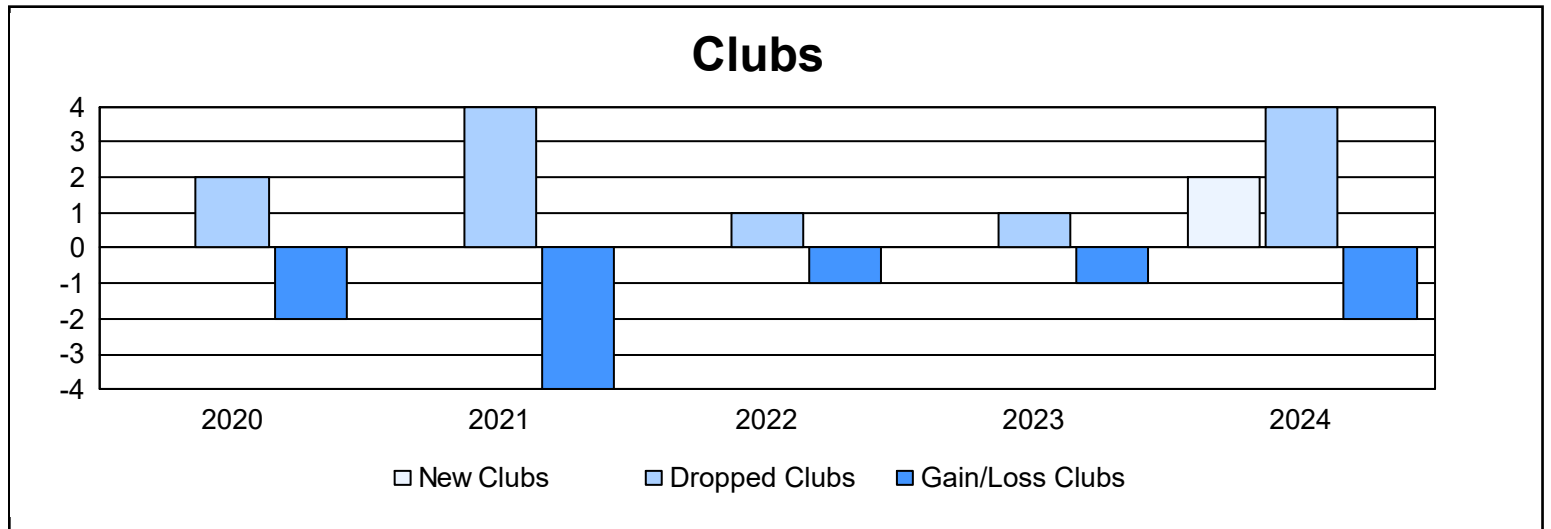
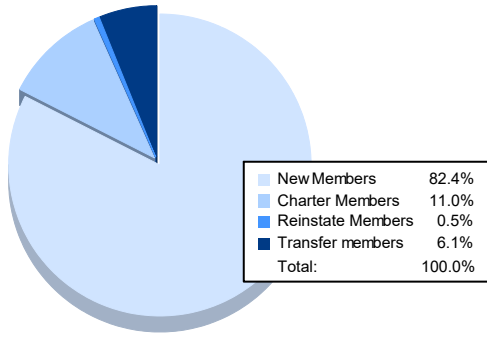


Year	New Clubs	Dropped Clubs	Gain/ Loss Clubs	New Members	Charter Members	Reinstate Members	Transfer Members	Total Member Added	Total Members Dropped	Gain/ Loss Members
2019-2020	0	2	-2	259	0	2	13	274	361	-87
2020-2021	0	4	-4	220	0	8	2	230	376	-146
2021-2022	0	1	-1	218	5	2	7	232	331	-99
2022-2023	0	1	-1	270	0	3	3	276	306	-30
2023-2024	2	4	-2	337	45	2	25	409	500	-91
<b>Average</b>	<b>0</b>	<b>2</b>	<b>-2</b>	<b>261</b>	<b>10</b>	<b>3</b>	<b>10</b>	<b>284</b>	<b>375</b>	<b>-91</b>



### Membership Composition June 2024 Cumulative



### Gender Composition June 2024 Cumulative

